



# JSG Distributor Portal


---

Login, navigation, password changes

10 Oct 2023

## LOGIN / REGISTRATION Steps for JSG and Muster distributor portal

URL: <https://jsgindustrial.com/distributor-login/>



### 1. FIRST TIME REGISTRATION

REGISTER 

For first time access navigate to the REGISTER menu option

- Complete the registration form.
  - ! If you would like to register for both portals this option can be selected when completing the registration form
- A system generated password will be emailed to you.

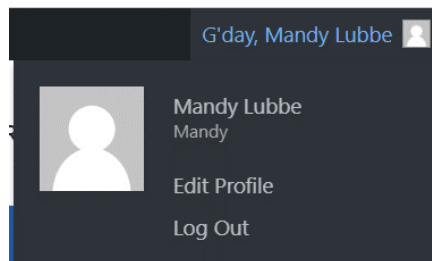

### 2. LOGIN

- Open URL: <https://jsgindustrial.com/distributor-login/>
- Enter your email address and system generated password.
- Log In

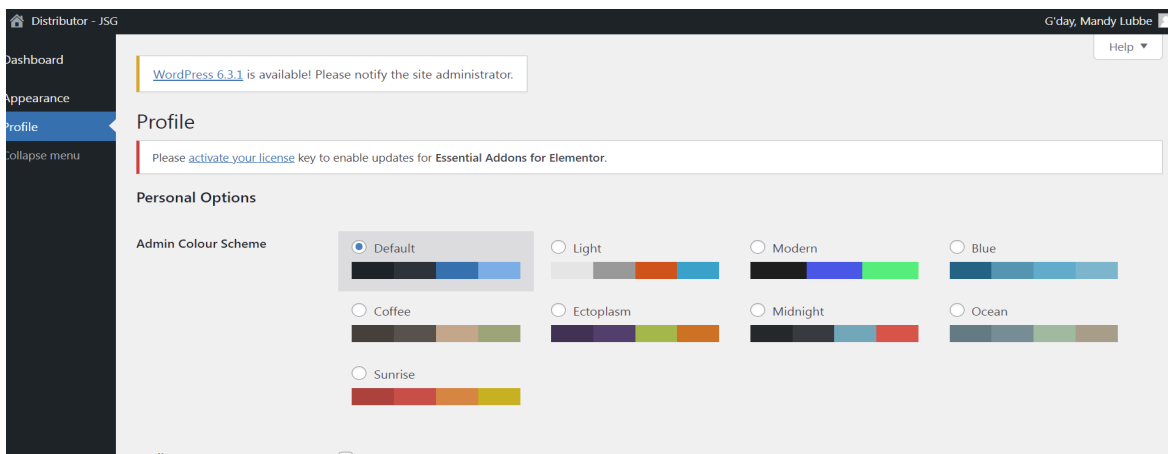
### 3. CHANGING PASSWORD

! If you have access to both the JSG Industrial Systems and Muster portal you will need to update / change password in each portal.

- Navigate to top left-hand corner of the menu bar to access your profile
- Hover over your name
- Click on the “EDIT PROFILE” menu option.

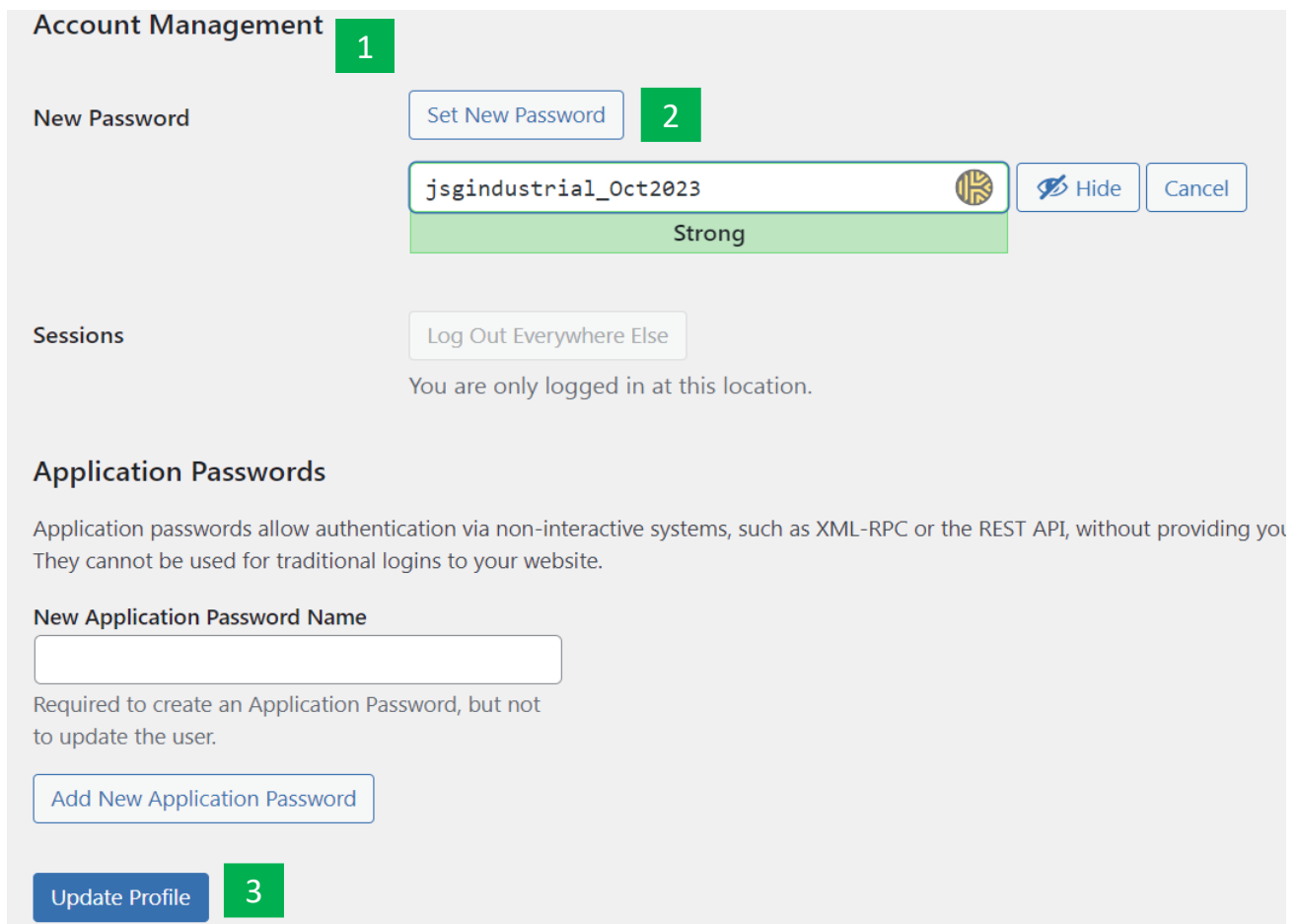


- The below dashboard will open



## Changing Password cont.


1. Scroll down to section called "ACCOUNT MANAGEMENT"
2. Select "SET NEW PASSWORD"  
Type in a password or auto-generate a new password.
3. Scroll to the bottom and select "UPDATE PROFILE"  
Your new password is now set.



**Account Management** 1

**New Password**

Set New Password 2

jsgindustrial\_Oct2023  Hide Cancel

Strong

**Sessions**

Log Out Everywhere Else

You are only logged in at this location.

**Application Passwords**

Application passwords allow authentication via non-interactive systems, such as XML-RPC or the REST API, without providing you They cannot be used for traditional logins to your website.

**New Application Password Name**

Required to create an Application Password, but not to update the user.

Add New Application Password

Update Profile 3

Navigate to the Portal by clicking on the home button on top LHS of the menu bar

